



Bringing Standing CT to Your Equine Clinic:

A Practical Guide from Asto CT



Key Insights in this eBook

In the realm of equine diagnostic imaging, safety is paramount for both veterinarians and horse owners. Traditional CT scans typically require general anesthesia, a procedure that, while generally safe with experienced veterinary teams, carries inherent risks related to anesthesia and recovery.




The **Equina® CT scanner by Asto CT** transforms equine imaging with a **standing CT solution**, minimizing the need for anesthesia. Under mild sedation, horses remain in a natural, stress-free position—enhancing safety and comfort while meeting the industry's demand for cutting-edge technology.

Why Choose Asto CT?

Partnering with Asto CT means gaining a **trusted ally** for your **equine standing CT project**. We collaborate with your team at every stage—from planning to daily operations—ensuring **seamless integration, long-term support, and maximum investment value**.

Asto CT brings technological leadership to the forefront, understanding the unique challenges of scanning large animals and optimizing clinical workflows and treatment outcomes for each equine patient. With Asto CT, you can be confident in delivering best-in-class CT scanning performance for your equine clinic or hospital.

In this eBook, learn:

-  How to select the ideal partner for your equine CT journey
-  Key milestones in installing an equine standing CT and ensuring timely delivery
-  The importance of choosing a CT partner committed to ongoing innovation and future upgrades

This eBook is intended for:

-  Equine Veterinarians, Surgeons, and Radiologists
-  General Practice Managers
-  Hospital Executives
-  Project / Installation Planners
-  Radiology and CT Technicians
-  System Administrators

Discover how Asto CT supports their clients throughout their journey, from initial project design to daily operations and beyond.

Table of Contents

Asto CT at a Glance	4
1. How We're Different	
▪ Highlighting Asto CT's unique approach to equine CT scanning.	5
2. Client Testimonials	
▪ Real-world feedback from clients about their experiences with Asto CT scanners.	6
What to Consider When Installing Standing CT	6
▪ Key factors to evaluate when considering the installation of a standing CT scanner for equines.	6
Pre-Install Support	7
1. Business Support	
▪ Assisting with the business case for investing in a standing CT scanner.	7
2. Facility Design with Technical Support	
▪ Detailed technical guidance and consultation with recommendations for optimizing facility layout to accommodate the CT scanner.	8
Development	10
1. Installation	
▪ Step-by-step process of installing the CT scanner.	10
2. User Training	
▪ Training programs for veterinarians and staff on operating the CT scanner.	11
3. Commissioning Support	
▪ Ensuring the CT scanner is fully operational and calibrated.	11
4. Patient Ramp-Up	
▪ Marketing strategies for gradually increasing patient load and integrating CT scans into routine practice.	12
Treating Patients	13
1. On-Site and Remote Support	
▪ Available support options for using the CT scanner both on-site and remotely.	13
2. Maintenance	
▪ Guidelines for regular maintenance to ensure optimal scanner performance.	14
3. System Updates	
▪ Information on software updates and advancements to keep the system current.	14

Asto CT at a Glance

Asto CT Highlights:



10,000+

Scans have been completed with Asto CT.



150+

trusted Veterinarians and Technicians have worked with Asto CT.



100+

Over 100+ year of experience with deep expertise in medical product development and hands-on veterinary care.

0

Zero Equine Fatalities at the Melbourne Cup in 4 years of screening with Asto CT.

How we make a difference



INNOVATION

The Equina by Asto CT is the world's only bi-axial equine standing CT scanner that scans vertically for limb pairs and horizontally for the head and neck. The ability to scan a standing sedated horse eliminates the need for general anesthesia.



EXPERTISE

A team of medical imaging experts with unrivalled experience and a strong track-record supporting you at every step of your journey.



FLEXIBILITY

Options to purchase the CT scanner outright vs. subscription to meet your clinic's unique needs.



RELIABILITY

People you can count on to deliver best-in-class service to your CT scanner with fast respond times.



SIMPLICITY

A single point of contact assigned for each technical phase of your project.



PEER SUPPORT

A community of CT users to share learnings and help you advance your practice.



COMMITMENT

An unwavering commitment to your project success.

What our clients say about us

Asto CT's forward-thinking and professional approach to CT imaging coupled with years of expertise and experience are why our clients choose us.

“ *Asto CT provided our team with comprehensive details and guidance in every step of the acquiring the Equina CT scanner. From purchasing, design, installation, training, and clinical support we felt all our needs met. Asto CT was also very accommodating to any additional requests we had which made us feel heard and supported.”*






Dr. Kevin Keegan

DVM, MS, DACVS, Professor, Equine Surgeon

What to Consider When Installing Standing CT

As you set out on your journey with equine standing CT, there are three important phases to consider:

-  **Pre-install Support:** Business support, project design, & building construction
-  **Setting to Work:** CT installation, training, clinical commissioning & ramp-up
-  **Treating patients:** Clinical operations, maintenance, & system updates

“ *When considering a CT manufacturer for your equine practice, partnering with a vendor like Asto CT was a key aspect to our success throughout the entire process. They provided 360-degree support for every stage from financing to installation, and the marketing of our scanner. Having a partner that manufactures a CT scanner specifically for use in equine or other large animal patients, allows the technology to seamlessly integrate into your practice.”*



Dr. Douglas Langer

DVM, Managing Veterinarian, Wisconsin Equine Clinic and Hospital

Pre-Install Support

Business Support for Equine Standing CT

Investing in Equipment: Choosing the right CT partner is crucial for veterinary clinics. Factors such as CT performance and system ease-of-use, along with post-installation service & maintenance should be carefully considered.

Cost and Affordability: Equine standing CT equipment and its maintenance represent a significant investment. Veterinarians must assess the financial feasibility, considering factors like patient demand and potential revenue stream. Asto CT offers a lease subscription model where clinics can install the Equina and finance it through generated revenues.

Planning and Implementation: Many clinics face challenges in planning and starting a CT project. It's essential to partner with a company that can assist in all stages of project development. Asto CT offers comprehensive support to ensure the success of your project:

- 1. Define Objectives:** Clearly identify clinical and business goals to determine exact equipment needs and scale.
- 2. Financial Options:** Decide between a capital purchase or lease. Asto CT provides flexible options tailored to both large universities and small practices.
- 3. Business Planning:** Asto CT helps build a robust business case and plan, exploring hypothetical scenarios to optimize your investment.

By partnering with Asto CT, clinics can navigate the complexities of integrating equine standing CT seamlessly into their practices, ensuring optimal outcomes for both clinicians and patients.

Asto CT supports you through every step.



Investing in the right equipment



Financial Feasibility



Planning and Implementation

Facility Design with Technical Support

To start, Asto CT will work with the site to help identify a location for CT scanner placement and create a site planning guide specific to hospital/clinic needs. The Asto CT team, together with your practice's team and/or administrators, will have the opportunity to think about how the CT room design should be adapted to patient workflow and imaging procedures for maximum efficiency.

During the process of identifying a good location for the CT scanner, Asto CT will leverage its experience to help you make the right choices to meet your needs.

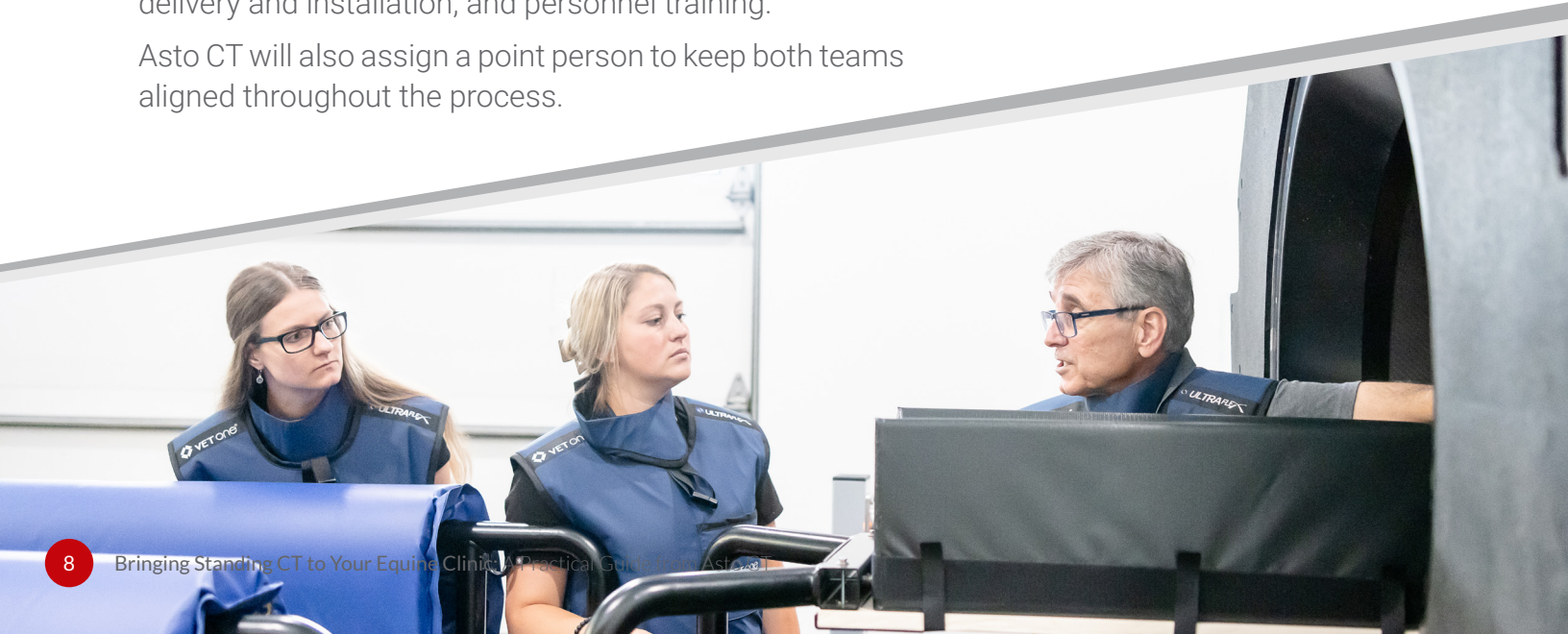
What you need to consider in these early stages:

- ♥ **Location:** A suitable room or building for CT scanner with adequate space and services for installation.
- 🔧 **Remodeling of the CT Room:** Modifications such as pit for floor-level placement of the scanner, electrical service, HVAC, lighting, patient and personnel access, and security.
- ✚ **Clear Path for CT scanner Installation:** Ensure the path from the unloading location to the CT room is clear and accessible for installation.
- 📅 **Coordination with Facilities:** Notify and update relevant facility groups about the CT scanner installation schedule and requirements.
- 🌐 **Internet Access:** Arrange for Internet network access to the CT room for CT scanner service & maintenance.

Project Coordinator

A site-designated project coordinator helps streamline CT scanner installation by coordinating internal efforts and ensuring smooth communication. The Project Coordinator serves as the main contact between Asto CT and the facility, managing all aspects of room preparation, CT scanner delivery and installation, and personnel training.

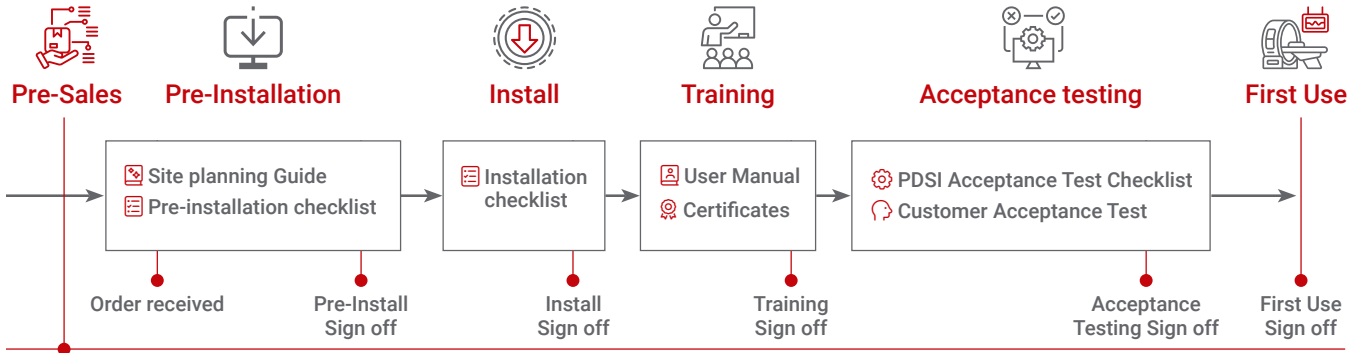
Asto CT will also assign a point person to keep both teams aligned throughout the process.



Development

Installation Milestones

Below is diagram that shows the typical sales/installation/first-use cycles for the Equina scanner.



Pre-Installation Checklist

Asto CT makes installation simple and efficient. Our pre-installation checklist guides you through key steps. Checklist guides are site specific. The above shows an example flow diagram starting from pre-sales activity to first use of the product.

CT installation

Typical installation schedule

Installation stage	Days
Unpacking and Installation	2 to 3 days (typical)
Commissioning and System testing	2 to 3 days (typical)
Training	2 to 3 days (typical)




At Asto CT, we work to install the Equina CT as quickly as possible. We have regularly been able to install our system in one week or less. Above is an example of typical installation scheduling.

Asto CT moves quickly to perform rigging, installation, and validation testing, working in collaboration with clinic staff and ensuring all requirements are met while minimizing disruption of your clinical services. We are highly adaptable of achieving a successful, smooth, and on-time installation. Throughout the process, regular check-ins are organized by Asto CT. During that period, we will also start training your staff by scanning volunteer or clinical patients.

User Training with Asto CT

Asto CT offers comprehensive user training designed to empower your clinical team with the skills and confidence to effectively utilize the Equina CT scanner. Our program includes hands-on experience and dedicated support from Application Specialists, both on-site and remotely.

Key Benefits:

-  **Comprehensive Training:** Gain proficiency in operating the Asto CT scanner safely and efficiently.
-  **Supportive Environment:** Receive on-site and remote assistance from Application Specialists throughout the training process.
-  **Customized Guidance:** Tailored sessions for veterinarians, technicians, radiologists, practice managers, and other clinical staff.

Our goal is to ensure that your team can confidently prepare and scan equine patients with ease, maximizing clinical outcomes and operational efficiency.

Commissioning Support

Asto CT provides comprehensive commissioning support to ensure your Equina CT scanner is fully operational, calibrated, and optimized for clinical use. This process begins during user training and continues with both remote and in-person support in the months following installation. Our Application Specialists assist in optimizing workflows, refining imaging protocols, and troubleshooting any challenges to ensure a seamless transition into clinical operations. By prioritizing efficiency, and expert guidance, Asto CT helps your team achieve a faster, smoother implementation, allowing you to confidently and safely scan equine patients with precision.



Patient Ramp-Up

Successfully integrating CT scans into routine practice requires a strategic approach to patient ramp-up. Asto CT supports this process with comprehensive 360-degree marketing designed to educate horse owners and referring veterinarians on the benefits and safety of standing equine CT. Our tailored marketing solutions include engaging videos, social media content, and traditional print materials to increase awareness and build trust. By enhancing visibility and patient referrals, Asto CT helps practices steadily grow their CT case volume, ensuring a smooth and efficient adoption of this advanced diagnostic technology.



Asto CT made the entire installation process seamless—from planning and logistics to training and ongoing support. Their team worked closely with us every step of the way, ensuring our scanner was up and running efficiently. The hands-on training and continued Application Specialist support gave our staff the confidence to integrate CT into our daily workflow. Having this advanced diagnostic tool has been a game-changer for our practice and our patients."



Tricia Kasten

Practice Manager, Wisconsin Equine Clinic & Hospital

Treating Patients

Clinical Operations


To ensure smooth clinical operations and optimal system performance, Asto CT provides comprehensive on-site and remote support, regular maintenance, and software updates.

On-Site & Remote Support

Asto CT delivers full-service assistance, enabling clients to focus on clinical activities while we handle system operation and maintenance. Our commitment to the highest performance standards ensures maximum uptime.

Expert Support, On-Site & Worldwide

Our service engineers possess extensive expertise in maintaining various CT scanners. They can be mobilized at short notice to provide rapid on-site support and assist local teams with complex technical issues.

-  Additionally, our distribution partners throughout the globe, in cooperation with Asto CT, provide support to our international clients.

Remote Technical Assistance

Our field engineers utilize advanced remote access tools for troubleshooting and high-end technical support. This ensures prompt response times and minimizes downtime.



Remote Access (Internet Access)

For servicing and software updates, Asto CT requires remote network access to the Operator's Console. To ensure security and client control, we use trusted third-party software such as TeamViewer which provides:

- **Secure Desktop Communication** – Your facility controls access; Asto CT can only connect when provided with the current password.
- **Operator's Console-Based Access** – All remote interactions occur exclusively through the Operator's Console, which must have an active internet connection.

Our dedicated customer support team, specializing in equine standing CT, is always available to address your questions. With Asto CT experts ensuring seamless system operation, you can focus on delivering top-tier clinical care while achieving your business goals.



Asto CT's support has been exceptional—whether on-site or remotely, their team is always available to keep our system running smoothly. Their expert engineers respond quickly, minimizing downtime and ensuring we can focus on patient care. The remote access support is a game-changer, allowing for rapid troubleshooting while keeping our facility in control of access. With Asto CT, we know we have a reliable partner committed to maintaining peak system performance."



Dr. Nicolas Ernst

DVM, Dipl. ACVS (Large Animal), Associate Professor, Department of Veterinary Population Medicine (VPM), Equine Surgeon at the Leatherdale Equine Center



Asto CT Maintenance

Asto CT schedules regular maintenance upgrades to ensure continued system reliability and peak performance.



System Updates

Asto CT is dedicated to the continuous improvement of our systems, expanding capabilities to make equine standing CT accessible to all equine patients who could benefit from it.

Our teams continuously develop product enhancements and upgrades, integrating the latest advancements to keep **both new and existing Equina users** at the forefront of equine diagnostic imaging. With Asto CT, you can trust that your system will always reflect the most up-to-date technology, maximizing its clinical potential.


Essential Takeaways

🏆 **Advancement in Equine CT Technology:** Asto CT's Equina scanner revolutionizes equine diagnostic imaging by offering a standing CT solution. This innovation minimizes the need for general anesthesia, enhancing safety and comfort for horses while maintaining high-quality imaging results. This advancement addresses industry demands for safer procedures and efficient clinical workflows.

⚙️ **Comprehensive Support and Partnership:** Choosing Asto CT means gaining a dedicated partner throughout your equine CT journey. They provide extensive support from initial planning to daily operations, ensuring seamless integration and optimal scanner performance. This commitment to ongoing innovation and support maximizes investment value and clinical outcomes.

🔗 **Strategic Implementation and Growth:** Asto CT guides clinics through a structured approach to installing and adopting equine standing CT. From pre-install support, through training and patient ramp-up, to ongoing maintenance and updates, they empower clinics to integrate this advanced technology effectively. This strategic approach supports clinics in enhancing diagnostic capabilities and expanding patient care offerings.

Asto
Equine Stand



Asto CT Inc.

7921 UW Health Court,
Middleton, WI 53562



www.astoct.com